



AESOP'S FABLES

About the Show

Aesop's Fables are a number of short moralistic stories credited to an ancient storyteller named Aesop. These stories, filled with personified animals, all showcase a particular character trait or moral judgment that can be a valuable lesson for the reader. Dating back some 2,600 years, *Aesop's Fables* have been celebrated throughout history and carefully studied by students across the globe!

Who was Aesop?

Aesop was an African slave who lived in Ancient Greece from 620-560 BC. Little is known about his life, but his name appears frequently throughout the works of his contemporary playwrights and fellow writers, showing up in pieces by Aristophanes, Plato and more. He compiled fables from both his own imagination as well as Ancient texts. Throughout history, other writers dabbled in the art of fable writing, but none left their mark as much as Aesop. Today virtually every bookstore and library contains at least one volume of Aesop's works filled with hundreds of fables credited to him.



Our production opens with Lenny and Mabel, two Elizabethan actors who happen upon an audience on their travels. These lovable characters will have you learning and laughing! They decide to perform an impromptu show full of their favorite material - Aesop's Fables! While our set design reflects the feel of Ancient Greece (the birthplace of the fable), our characters are traveling performers from the 1600s--a time in England when Aesop was extremely popular. We chose this time period for the play for many reasons, mainly because of its colorful and entertaining qualities for a young audience. In the Bright Star Theatre production, we scoured through hundreds of fables in order to find ones that carry both a familiar quality as well as an accessible message to a young audience. Phrases and characters that we have seen in so many cartoons growing up are found within the very pages of this ancient text. We hope that your young people will be inspired to pull this 2,600 year old book off the shelf and discover them for the first time.



THE TORTOISE AND THE HARE



THE LION AND THE MOUSE



THE FOX AND THE GRAPES

ACTIVITIES!!!

Create an Aesop's Fables Newscast - This activity incorporates creative thinking, writing, and performance!

- 1) Break students into small groups. Have each group create a segment of a newscast about the fables you saw. The possibilities are endless and the more creative, the better the result! Ideas for segments could include: an interview with the people of the town in "The Boy Who Cried Wolf", a cooking show with recipes for grapes, an follow-up story on the friendship between the Lion and the Mouse - even the weather and commercials could be tackled!
- 2) Discuss all the things that make a play possible. Have each group think about how costumes, props, and the set could help bring their news segments to life. If there's time, try to create some of these from everyday items!
- 3) Time for performance! Have each group perform their segment of the news. Before you being the "newscast" have students warm up their voices with an *Aesop's Fables* themed tongue twister (actors do this all the time!) like: "six short slow shepherds" or "Lions licking limes and lemons". Remind the other students about being good audience members while they watch their friends onstage!

Draw your favorite animals and present your artwork with an explanation of what makes it your animal and their qualities.

Fable Chart - Check out our last activity on the next page!

DISCUSSION QUESTIONS?


-Each one of Aesop's Fables ends with a moral, or a lesson, we can learn from the characters in the story. What do you think the morals of the fables in this show are?

-Who was your favorite character in today's performance? What makes them your favorite character?

-Can you think of a time when you felt like one of the animals in the story? What did you learn?

-Why do you think Aesop used animals to teach these lessons? Why have they remained so popular even after 2600 years?

-If you were going to create a play about Aesop's Fables what things would you do differently and what things would you keep the same?



NUMBERS

Aesop wrote over **655**
Fables

Aesop lived
c. **620-564** BC

There are **12** different
species of fox around the
world.

The fastest tortoise can
reach speeds of up to
1/6 of a mile per hour.


The fastest hare can reach
speeds of up to **47** miles
per hour.

Males Lions can reach up
to **10** feet tall and
550 lbs.

Fill this out based on one fable you learned about in the performance.
Then show everyone what you learned!



Fable Chart



Title and Author				
Animal Character				
Human Characteristics				
Exposition	Setting			
	Situation			
Rising Action	Conflict or Problem			
Climax				
Falling Action				
Resolution				
Moral or Lesson				



YOU CAN DO THIS TOO!

Where to start: All of our actors started out playing and telling stories when they were young -then they decided to study acting in school. Now they are pros! Here are some ways you can start doing theatre right away!

In School! Does your school have plays or musical performances? This is a great place to start.

In Your Community! Many towns have community theaters or local acting groups. See if you can try out!

Start Something! If your school doesn't have a drama club or a theatre club, talk to your favorite teacher about how you might be able to start one.

At Home! Get together with friends, cousins, brothers and sisters and make your own play. You can make up plays based on your favorite books and stories. Invite family and friends to see your performance.

Try new things and do your best at them! There are lots of jobs in the theatre besides acting. There are people who paint the sets, make costumes, write plays and more. Get the most out of your art, music and English classes. You can use all of these things to be a live theatre pro!


Before, During and After the Play...



BEFORE YOU SEE THE PLAY...

Attending the theatre is very different from watching TV or going to the movies. For one thing, the actors are real people who are performing right then and there. They can see and hear everything that happens in the audience. Because of this, YOU are an important part of the play and its important to do your job as an audience member well. Here are some tips before you see the play.

1. Please be quiet and respectful so everyone else around you can hear what's happening and so the actors can do their job.
2. If something is funny, it is okay to laugh!
3. The actors may ask you to participate. Don't be afraid to respond, ask a question or volunteer!
4. Keep your hands to yourself and your eyes up front.
5. If you like the play, be sure to clap at the end.
6. Have fun! Enjoy yourself!



After seeing the Play...

Write your own review of the play! A review is a way of telling your thoughts about a play, movie or book. Consider the following when you are writing your review.

What was your favorite part? Who was your favorite character? Can you summarize the play in your own words? If you had written this play, would you have done anything different? Would you recommend this play to a friend? Name one new thing you learned from watching this play!

FUN FACTS ABOUT THEATRE!

After a play is over and everyone goes home, there is always a light left on backstage. It's called a ghost light!

The oldest play that is still around was written by an Ancient Greek named Aeschylus. It's almost 2500 years old!

The longest performance on stage ever was over 23 hours long! It happened in New Jersey in 2010.

William Shakespeare is a famous play writer. He wrote 37 plays and is still quoted by many people. There are 157 million google pages that mention him--the most of any famous person ever!

In theatre, it's considered bad luck to tell an actor, "Good luck" before a performance. Instead, you're supposed to say, "Break a leg!"

In Ancient Greece, audiences stamped their feet rather than clapping their hands to applaud.



A mini-van is our hip and favored mode of transportation for touring the country!


... THEATRE VOCABULARY!

Actor: The people on-stage performing the play.

Backdrop: The background for the play.

Props: Anything that an actor holds while on-stage--a cane, book or rubber chicken.

Downstage: the area closest to the audience a long time ago stage were built at angles.



Upstage: The area away from the audience, like the back wall of the a stage.

Director: The person who told the actors where to go while they were on-stage and helped them create the characters they played.

Everything about the Theatre!

Facts about us!

1. Did you know we're owned by an Emmy winning actor?
2. Our actors average 1,000 miles a week traveling the country to entertain young audiences.
3. Our programs have been seen in almost every corner of the country and even around the world.
4. We watch over 1200 actors audition before we cast our season.
5. We offer dozens of different shows a season from Black History to anti-bullying and literary classics.
6. We toured Moscow with performances of our Aesop's Fables.
7. We're based in Asheville, NC.

ABOUT US!

Founded in 2003, Bright Star Theatre tours the nation offering high quality, affordable programs to every imaginable venue. We've had countless engagements at the National Theatre, toured to Moscow and are so grateful to be in your very school today!

Costumes: The wigs, clothing and glasses that the actors wore to help flush out their characters.



Auditions: How an actor gets a role is by auditioning. They may have to interview, pretend to be a character from the play or read something from it.

Set Designer: The person who decided what should be on the background and who painted or created it.

The Process of a Play:

1. Actors audition
2. Directors cast the show (that means they choose actors)
3. The directors and actors rehearse the play (that means they practice it).
4. A team of people works on building the set, costumes and props.
5. The play opens (that means it is performed for the first time)!

Were there other terms that came from the experience of seeing the live play that you'd like to learn more about? What did you like about being involved in a live performance?

BRIGHT STAR THEATRE

Bright Star Touring Theatre performs across the country from Boston to Burbank and many schools, museums, theaters and community events in between. Each season our shows run the gamut from Black History to anti-bullying, from literary classics to biographical shows. Our shows are available throughout the year for any event in any part of the world.

AESOP'S FABLES

Created by Bright Star Touring Theatre-Lead Authorship carried out by David Ostergaard, All Rights Reserved.

Learn more about this show, this company & our whole Season:

www.brightstartheatre.com

We want every show to be special and remarkable for our audience. Please feel free to connect with us at anytime to tell us about your experience:

David@brightstartheatre.com

