

ALWAYS FREE

THEATRE IMPROVES GRADES

# HAPPILY EVER AFTER.

BRIGHT STAR TOURING THEATRE

[WWW.BRIGHTSTARTHEATRE.COM](http://WWW.BRIGHTSTARTHEATRE.COM)

WW

## About our Show!

Our hilarious renditions of some of the best from the Grimm Brothers' iconic works. In this 45-minute adventure, our engaging performers bring to life Rapunzel, Little Red Riding Hood, Rumpelstiltskin and The Elves and the Shoemaker. This fairy-tale inspired production is the perfect cap to your school year. Loaded with audience participation and an endless stream of laughs--this show will leave your audiences shouting for more!

### FAIRY TALES!

The Brothers Grimm Collection is often considered folk tales or fairy tales. A Fairy tale is a short story that often involves fantasy characters like fairies, elves or mermaids. Though not all tales end happily, many do include a kind of 'fairy tale' ending. Fairy tales likely began in the oral tradition and thus it's hard to follow their exact paths to us today.



## The Brothers Grimm

Jacob (1785-1863) and Wilhelm (1786-1859) were German academics who collected folklore. They popularized an incredible canon of works including Cinderella, Hansel & Gretel, Rapunzel, Rumpelstiltskin, Snow White and more! Their tales are available in more than 100

different translations and have been adapted into countless versions--from Broadway musicals to Walt Disney movies. The Brother Grimm tales are notoriously violent and cruel, however, we have taken generous creative license to clean up the stories for today's young audience.



**RAPUNZEL:** Adapted from a tale dating to 1698. Rapunzel has been locked up in a castle tower when one day a roaming prince hears her singing. She lowers her hair so he pay her a visit--which angers a very mean enchantress.



**ELVES & THE SHOEMAKER:** 1806 story about a poor shoemaker who has help from elves to make shoes. They help him gain quite a reputation until breaking their own spell and never showing up again to help!



**RUMPELSTILTSKIN** 1812; Germany; a girl is made to spin straw into gold--which she does with the help of a very greedy little creature--who demands her jewelry and eventually first born for his help!





## LITTLE RED RIDING HOOD


**First published:** In 1697, by Charles Perrault in France.

**Key Lesson:** The dangers of talking to strangers!

**Published by Grimm:** In the first edition of their collection, way back in 1812.

**Impact:** This story has shown up around the world--inspiring the Russian tale Peter & the Wolf and in many other literary works.

# ...and they all lived Happily Ever After!



## WRITE YOUR OWN FAIRY TALE!

This can be as complex and fun as you wanna make it!

Thinking about the tales today, have your students create original adaptations of these classic tales. They can combine elements of different tales, they can start from scratch or they can revisit a fairy tale that wasn't discussed at all.

Once they've written the tale there are a number of fun ways to have them presented to the class. Including, having the writer assemble a small group of students to be the performers. As the tale is read a loud, the 'actors' reenact the action next to the writer.

Or you can work with small groups to adapt the stories together and then perform them in front of the class.

Fractured fairy tales can be really fun and encourage your students imaginations to run wild. Maybe Rapunzel drops down her hair for a very hungry wolf--or perhaps instead of gold--Rumpelstiltskin finds himself spinning straw into chocolate sauce.

## Didja Know?

They never intended these tales for children!

The brothers were so poor that when they published their book they were surviving on **1 meal a day.**

A Dictionary they started was completed **120 years later!**

They were just **2 of 9 siblings**--big family!

Their fairy tale book was published way back in **1812**

## NUMBERS

The Brothers kept reworking their stories, publishing their 7th collection in

**1857**

The Grimm Brothers don't have a fairy godmother in Cinderella--instead she receives help from a hazel tree!

Brothers Grimm stories amount to

**210**

## 8 Classroom Activities!

...

- \* Make a small fairy garden. In a container or glass jar plant various mosses and small plants. Then add doll furniture or miniatures to the setting to create a small fairy garden for your classroom.
- \* In a big circle, discuss the various themes and moral lessons from the different fairy tales. What lessons were learned and how can they be applied to make your school and classroom a better place to be?
- \* Small paper lunch bags, can easily be turned into fun puppets with a little glue and construction paper. Use your best artistic skills to create characters from the show.
- \* It seems like almost every fairy tale has to have a castle someplace. Have your students draw or cut out with construction paper the most magical castle they can think of. Use these castles to decorate the hallway or your classroom.

## FAIRY TALE INSPIRED...




\* Paper plate, construction paper, glue and some fake eyes can create a really realistic wolf! (Courtesy of Pinterest)




Yummy: Make some three little pigs snack! Simply mix Pretzel sticks, potato sticks and chocolate chunks together. Shake in a plastic bag.

- \* What kid wouldn't love to create a magic wand?
- \* Why not involve the cafeteria in creating a magical kings meal! It can be anything on the menu that day really. But have your students put forth their very best manners as they pretend to eat a feast fit for a king!
- \* Have your students write a review of the show and mail them in to us!
- \* Can you as a class come up with a brand new fairy tale? What kind of lesson would be important to teach? What kind of characters would you include in the show?

## CLASSROOM CRAFTS: PINTEREST INSPIRED....



Gold sparkling pipe cleaners can make fantastic crowns for both kings and Queens!



An old Pringles can can make a fantastic Rapunzel tower!

Wowzers!

Little Red Riding Hood Variations have been found in 58 versions from Africa to Korea!

There are more than 500 versions of the story of Cinderella just in Europe. Our modern version dates to 1690!





## YOU CAN DO THIS TOO!

**Where to start:** All of our actors started out playing and telling stories when they were young -then they decided to study acting in school. Now they are pros! Here are some ways you can start doing theatre right away!

**In School!** Does your school have plays or musical performances? This is a great place to start.

**In Your Community!** Many towns have community theaters or local acting groups. See if you can try out!

**Start Something!** If your school doesn't have a drama club or a theatre club, talk to your favorite teacher about how you might be able to start one.

**At Home!** Get together with friends, cousins, brothers and sisters and make your own play. You can make up plays based

on your favorite books and stories. Invite family and friends to see your performance.

**Try new things and do your best at them!** There are lots of jobs in the theatre besides acting. There are people who paint the sets, make

# Before, During and After the Play...



## BEFORE YOU SEE THE PLAY...

Attending the theatre is very different from watching TV or going to the movies. For one thing, the actors are real people who are performing right then and there. They can see and hear everything that happens in the audience. Because of this, YOU are an important part of the play and its important to do your job as an audience member well. Here are some tips before you see the play.

1. Please be quiet and respectful so everyone else around you can hear what's happening and so the actors can do their job.
2. If something is funny, it is okay to laugh!
3. The actors may ask you to participate. Don't be afraid to respond, ask a question or volunteer!
4. Keep your hands to yourself and your eyes up front.
5. If you like the play, be sure to clap at the end.
6. Have fun! Enjoy yourself!

## FUN FACTS ABOUT THEATRE!

After a play is over and everyone goes home, there is always a light left on backstage. It's called a ghost light!

The oldest play that is still around was written by an Ancient Greek named Aeschylus. It's almost 2500 years old!

The longest performance on stage ever was over 23 hours long! It happened in New Jersey in 2010.

William Shakespeare is a famous play writer. He wrote 37 plays and is still quoted by many people.

There are 157 million google pages that mention him--the most of any famous person ever!

In theatre, it's considered bad luck

to tell an actor, "Good luck" before a performance. Instead, you're supposed to say, "Break a leg!"

## After seeing the Play...

Write your own review of the play! A review is a way of telling your thoughts about a play, movie or book. Consider the following when you are writing your review.

*What was your favorite part? Who was your favorite character? Can you summarize the play in your own words? If you had written this play, would you have done anything different? Would you recommend this play to a friend? Name one new thing you learned from watching this play!*





# Everything about the Theatre!



A mini-van is our hip and favored mode of transportation for touring the country!

...

## THEATRE VOCABULARY!

**Actor:** The people on-stage performing the play.

**Backdrop:** The background for the play.

**Props:** Anything that an actor holds while on-stage--a cane, book or rubber chicken.

**Downstage:** the area closest to the audience a long time ago stage were built at angles.



**Upstage:** The area away from the audience, like the back wall of the a stage.

**Director:** The person who told the actors where to go while they were on-stage and helped them

## Facts about us!

1. Did you know we're owned by an Emmy winning actor?
2. Our actors average 1,000 miles a week traveling the country to entertain young audiences.
3. Our programs have been seen in almost every corner of the country and even around the world.
4. We watch over 1200 actors audition before we cast our season.
5. We offer dozens of different shows a season from Black History to anti-bullying and literary classics.
6. We toured Moscow with performances of our Aesop's Fables.
7. We're based in Asheville, NC.

## ABOUT US!

Founded in 2003, Bright Star Theatre tours the nation offering high quality, affordable programs to every imaginable venue. We've had countless engagements at the National Theatre, toured to Moscow and are so grateful to be in your very school today!

create the characters they played.

**Costumes:** The wigs, clothing and glasses that the actors wore to help flush out their characters .



**Auditions:** How an actor gets a role is by auditioning. They may have to interview, pretend to be a character from the play or read something from it.

**Set Designer:** The person who decided what should be on the background and who painted or created it.

**The Process of a Play:**

1. Actors audition
2. Directors cast the show (that means they choose actors)
3. The directors and actors rehearse the play (that means they practice it).
4. A team of people works on building the set, costumes and props.
5. The play opens (that means it is performed for the first time)!

Were there other terms that came from the experience of seeing the live play that you'd like to learn more about?



## BRIGHT STAR THEATRE

Bright Star Touring Theatre performs across the country from Boston to Burbank and many schools, museums, theaters and community events in between. Each season our shows run the gamut from Black History to anti-bullying, from literary classics to biographical shows. Our shows are available throughout the year for any event in any part of the world.

## HAPPILY EVER AFTER

Created by Bright Star Touring Theatre-Lead Authorship carried out by David Ostergaard, All Rights Reserved.

Learn more about this show, this company & our whole Season:

[www.brightstartheatre.com](http://www.brightstartheatre.com)

## HAPPILY EVER AFTER

Made its debut in Spring of 2015  
National Tour

We want every show to be special and remarkable for our audience. Please feel free to connect with us at anytime to tell us about your experience:

[David@brightstartheatre.com](mailto:David@brightstartheatre.com)