

WIZARD OF OZ





About the Production!

This L. Frank Baum literary classic is magically retold through Bright Star Touring Theatre's 2 actor, 45-minute adaptation. Since 1900, this literary classic has been a favorite among young readers and we can't wait to bring it to life. Join Dorothy, Scarecrow, the Tin Man, and the Cowardly Lion on their journey through the fanciful land of Oz! This Kansas native soon finds herself in a very strange land, and must rely on the help of some very kind strangers, that soon become friends. Live in the Land of Oz with us for a bit while we retell our version of "The Wizard of Oz!"



Lyman Frank Baum wrote *The Wizard of Oz* in the late 1800s, and was finally published on May 17th, 1900. This celebrated author, best known as L. Frank Baum, had over 9 different pen names that he published his work under! He wrote 14 totally novels in *The Wizard of Oz* franchise alone, but had more than 41 additional novels, 83 short stories, 42 scripts, and over 200 poems! He was a gifted writer who wrote about things far beyond his time. His books described modern day conveniences similar to televisions, laptop computers, and wireless telephones, just to make a few. *The Wizard of Oz* was his most wildly popular novel, that quickly was put on the stage as a full, Broadway musical with much success! These novels have been adapted into movies, shows, and more that have far outlived the great L. Frank Baum.

HOW MANY VERSIONS OF THE CLASSIC STORY ARE YOU FAMILIAR WITH?




Did you know that *The Wonderful Wizard of Oz* sold over three million copies by the time it entered the public domain in 1956?

In the Classroom...



It was all a dream... or was it?

Some will see *The Wizard of Oz* and think that Dorothy's whole adventure was just one big dream! Others will see and believe that her adventure was just as magical as the characters that surrounded her. What do you think? Break up into groups or have a class wide discussion. Ask you students to use facts, logic, and reasoning to defend their answers.



Read the Book!

One of the cool things about this production is that it's based on a real life book, which is why your students may have seen things on stage that were different than the movie. Time to head to the library and grab a copy and have your students explore the original text. One idea is that the class is broken into small groups with each section taking a different part of the book. They can explore the chapter and decide what characters, moments and scenes were used in our version. Why were some cut-out? What are the limitations of a stage production versus our imaginations when reading?

Let's Get Creative!

Creative Activity 1: L. Frank Baum had a very creative mind! He was able to create an entire world with new kinds of people, animals, magic and more! Have your students use their imagination to create their own world! What kinds of things are similar and different about the world we currently live in today? Have them brainstorm things like new languages, foods, animals, jobs, etc! Break up into groups, or have them present their new worlds to the class. Are there any similarities in the new worlds?

Creative Activity 2: For younger grades its time to pull out the craft supplies! Pick a character from the play or story. Using items like a paper plate or construction paper, crayons and other supplies can you create a mask to wear as that character? For older grades, there is a chance to sketch costume ideas for their own production of the show. Using their imagination have them design the various costumes, hats, wigs, and masks to make this production come to life—what if they could set the story anywhere! How would that change their designs for the show—maybe it's in outer space? Medieval Times? The Future?



Creative Activity 3: Stories can change depending on who's telling them! Have your students break up into groups and discuss what the story would have been like if Dorothy wasn't the main character. What if the whole story centered around the Tin Man? Or the Cowardly Lion? Or maybe even the Wizard of Oz! Discuss what things would be the same and what would change.

Elements of a STORY

There are 5 major elements or important parts that go into any good story. They are:

1. CHARACTERS

Characters are the people that the stories are all about or who show up in the story. Who are characters in The Wizard of Oz?

2. SETTING

The setting is any location that a story takes place. What is the setting in The Wizard of Oz? Are there more than one?

3. PLOT

The plot is the actual story in which the whole book is based.

4. CONFLICT

Every story has conflict. Conflict is a problem that needs to be solved by the character(s) in the story. Do you know what the conflict is in this story?

5. RESOLUTION

The resolution is what happens to solve the big problem or conflict. Can you spot the resolution in The Wizard of Oz?



Discussion Questions?

1. What makes the story of The Wizard of Oz similar to fairy tales?
2. What are the things in the production that could really have happened—and which things could never have happened?
3. What are the lessons and morals of the story?
4. What is nonsense? What parts of the production were nonsense? Why do you think these elements and/or scenes were included in the production?
5. What were some of your favorite characters in the production and why? What do you think their purpose was to be in the story? Could the story have worked without them?
6. Why is this story still so popular more than 100 years later?
7. Would you want to live in a world like the one created The Wizard of Oz? Why or why not?
8. Can you think of a different ending for the production?

FUN FACTS

In the book, Dorothy's slippers are very much a silver color! They only became red for the movie because red looked better against the yellow-brick road!

Baum used only one pencil to write his novel, and then framed it later with the words, "With this pencil, I wrote the manuscript of The Emerald City."

Baum got the inspiration to name "Oz" from his cabinet drawer! One of the drawers read "A to G," another said "H to N," and finally, "O to Z." After that, he knew the magical name of the land would be, "Oz!"

He named Dorothy after his niece who had passed away.

The iconic line, "There's no place like home" isn't anywhere in the book! In the book, Oz is a very real place. When Dorothy finally arrives back to Kansas, she says "I'm so glad to be home again!" The lines were switched when the movie abridged all 14 of The Wizard of Oz novels and turned them into one movie!

The Wonderful Wizard of Oz sold over 90,000 copies in the first six months of the books' life. It remained a bestseller for two years!



CLASSROOM ACTIVITY! Putting on a PLAY! Break the class into small

groups, using this story as a foundation create production of their own that they can present to the class. Some ideas may be: Using a scene but giving it a different ending; Take their favorite characters from the show and put them into entirely new circumstances to create an entirely new scene etc. This is an opportunity for your students to experience problem-solving, story structure, play writing, acting and presenting the scenes in front of the class and more! For older grades you can have them create plays that are entirely nonsense—yet tell complete stories!

The Wizard of Oz Word Search!

M	D	Y	E	L	L	O	W	W	R
A	Q	O	H	K	H	T	O	I	H
G	D	A	R	O	C	R	E	T	N
I	H	U	U	O	C	I	N	C	O
C	K	S	V	E	T	B	R	H	I
A	E	T	R	D	A	H	P	B	L
L	O	A	B	L	B	L	Y	J	S
D	C	S	L	I	P	P	E	R	S
S	R	O	D	L	A	R	E	M	E
D	O	A	D	A	C	S	N	Z	L
N	R	A	Z	G	F	A	J	F	P
N	O	E	P	I	M	S	M	D	E
R	Z	D	A	N	W	N	R	A	K
O	X	J	I	M	T	A	R	K	P
X	Q	T	H	V	V	K	O	V	P

Rewrite the Ending

Rewrite the ending to the story of The Wizard of Oz. This time, it is not a dream at all. What happens in your version of the story?

[illegible]

Find the following words!

BALLOON
DOROTHY
EMERALD
KANSAS
MAGICAL
SCARECROW
TINMAN
WIZARD

BRICK
DREAM
HOUSE
LION
ROAD
SLIPPERS
WITCH
YELLOW





Write your own review!

Reviews are a way of telling your thoughts about a play, movie or book. Consider the following when you are writing your review:

Who was your favorite character? Can you summarize the play in your own words? If you had written this play, would you have done anything different? Would you recommend this play to a friend? Name one new thing you learned from watching this play!

NAME: _____ AGE: _____

GRADE: _____ SCHOOL: _____



YOU CAN DO THIS TOO!

Where to start: All of our actors started out playing and telling stories when they were young -then they decided to study acting in school. Now they are pros! Here are some ways you can start doing theatre right away!

In School! Does your school have plays or musical performances? This is a great place to start.

In Your Community! Many towns have community theaters or local acting groups. See if you can try out!

Start Something! If your school doesn't have a drama club or a theatre club, talk to your favorite teacher about how you might be able to start one.

At Home! Get together with friends, cousins, brothers and sisters and make your own play. You can make up plays based on your favorite books and stories. Invite family and friends to see your performance.

Try new things and do your best at them! There are lots of jobs in the theatre besides acting. There are people who paint the sets, make costumes, write plays and more. Get the most out of your art, music and English classes. You can use all of these things to be a live theatre pro!

Before, During and After the Play...



BEFORE YOU SEE THE PLAY...

Attending the theatre is very different from watching TV or going to the movies. For one thing, the actors are real people who are performing right then and there. They can see and hear everything that happens in the audience. Because of this, YOU are an important part of the play and its important to do your job as an audience member well. Here are some tips before you see the play.

1. Please be quiet and respectful so everyone else around you can hear what's happening and so the actors can do their job.
2. If something is funny, it is okay to laugh!
3. The actors may ask you to participate. Don't be afraid to respond, ask a question or volunteer!
4. Keep your hands to yourself and your eyes up front.
5. If you like the play, be sure to clap at the end.
6. Have fun! Enjoy yourself!

FUN FACTS ABOUT THEATRE!

After a play is over and everyone goes home, there is always a light left on backstage. It's called a ghost light!

The oldest play that is still around was written by an Ancient Greek named Aeschylus. It's almost 2500 years old!

The longest performance on stage ever was over 23 hours long! It happened in New Jersey in 2010.

William Shakespeare is a famous play writer. He wrote 37 plays and is still quoted by many people. There are 157 million google pages that mention him-- the most of any famous person ever!

In theatre, it's considered bad luck to tell an actor, "Good luck" before a performance. Instead, you're supposed to say, "Break a leg!"



Student Reviews

Did your students write a review? Encourage them to draw a picture of their favorite scene or character as well. Feel free to hang them up in your classroom. The students could also take them home and show their parents what they saw and what they learned from it. Or you can always mail your classrooms reviews to us at Bright Star Theatre! We LOVE getting mail and hearing what our amazing audience members thought of their programs. Please send them to: Bright Star Theatre
565 Long Shoals Rd., Suite 204, Arden, NC 28704.

Everything about the Theatre!



A mini-van is our hip and favored mode of transportation for touring the country!

THEATRE VOCABULARY!

Actor: The people on-stage performing the play.



Backdrop: The background for the play.

Props: Anything that an actor holds while on-stage--a cane, book or rubber chicken.

Downstage: The area closest to the audience a long time ago stage were built at angles.

Upstage: The area away from the audience, like the back wall of the a stage.

Director: The person who told the actors where to go while they were on-stage and helped them create the characters they played.

Facts about us!

1. Did you know we're owned by an Emmy winning actor?
2. Our actors average 1,000 miles a week traveling the country to entertain young audiences.
3. Our programs have been seen in almost every corner of the country and even around the world.
4. We watch over 2000 actors audition before we cast our season.
5. We offer dozens of different shows a season from Black History to anti-bullying and literary classics.
6. We routinely travel to Europe with our performances
7. We're based in Asheville, NC.



ABOUT US!

Founded in 2003, Bright Star Theatre tours the nation offering high quality, affordable programs to every imaginable venue. We've had countless engagements at the National Theatre, toured to Moscow and are so grateful to be in your very school today!

Costumes: The wigs, clothing and glasses that the actors wore to help flush out their characters.



Auditions: How an actor gets a role is by auditioning. They may have to interview, pretend to be a character from the play or read something from it.

Set Designer: The person who decided what should be on the background and who painted or created it.

The Process of a Play:

1. Actors audition
2. Directors cast the show (that means they choose actors)
3. The directors and actors rehearse the play (that means they practice it).
4. A team of people works on building the set, costumes and props.
5. The play opens (that means it is performed for the first time)!

Were there other terms that came from the experience of seeing the live play that you'd like to learn more about? What do you find interesting about live performances? Which do you like more, films or theatrical performances?

BRIGHT STAR THEATRE

Bright Star Touring Theatre performs across the country from Boston to Burbank and many schools, museums, theaters and community events in between. Each season our shows run the gamut from Black History to anti-bullying, from literary classics to biographical shows. Our shows are available throughout the year for any event in any part of the world.

WIZARD OF OZ

Created by Bright Star Touring Theatre-Lead Authorship carried out by David Ostergaard, All Rights Reserved.

Learn more about this show, this company & our whole Season:

www.brightstartheatre.com

We want every show to be special and remarkable for our audience. Please feel free to connect with us at anytime to tell us about your experience:

josh@brightstartheatre.com

