

# GREECE LIGHTNING

BRIGHT STAR CHILDREN'S THEATRE, LLC \* BRIGHT STAR TOURING THEATRE

## About the Production!

It's all Greek to us! In this 45 minute production, we wanted to cover just about everything there is to know about Greece. Stories of Midas, Poseidon, Zeus and Athena unfold before your eyes on stage. We also explore the Olympics, government and of course Greek food. Audiences will get a taste of the ideas, culture, myths and accomplishments of one of the greatest civilizations in history. They will also learn how Ancient Greek ideas influence our modern society. We owe much of our language, mathematics, arts, government and architecture to the work of the ancient Greeks. Best of all, this production is as hilarious as it is educational. Our two hosts, Athena and Dr. Olive Oil are crazy about everything from Ancient Greece. They are some of our favorite Bright Star characters and they love to learn. At the end of Greece Lightning, we hope audiences will walk away knowing just how fun history can be!




## Get Ready to Go Greek!

The Greek olympics were thought to have begun in 776 BC. They were first held in honor of Zeus, the king of the gods. The Games were staged every four years at Olympia in the Sanctuary of Zeus, also known as Mt. Olympos. In Greek mythology, Mt. Olympus was the home of the greatest of the Greek gods and goddesses. People from all over the Greek world came to watch and take part. The athletes were all male

citizens. A Greek cook named Koroibos, won the first foot race of the Games. These ancient games continued through 393 AD. The modern Olympic Games did not return for 1,503 years! The first modern games were held in Athens, Greece in 1896. The modern games added many more events and traditions new to the games such as the running of the Olympic Torch and the Olympic Flag!

### MYTHICAL BROTHERS!



**ZEUS:** Zeus was considered to be the leader of all of the Greek Gods. He lived on Mount Olympus and it was said that when he was mad he threw lightning bolts to the ground!



**POSEIDON:** Poseidon was Zeus's brother and the God of the Sea. The object in his hand is a trident. In ancient times it was used for fishing. Sailors feared if they angered Poseidon, he would cause earthquakes and ship wrecks with his trident.




**HADES:** it was said that after he and his brothers won a big battle, they drew straws to see who would rule which part of the universe. According to myths, Hades drew the straw that represented the Underworld. Zeus would get the sky.

# GREEK GAMES WORDS!

chariot racing  
javelin  
running  
wrestling  
discus  
long jump  
sprint  
hoplitodromos  
pentathlon  
truce



## Ancient Olympics Word Search



### FUN & INTERESTING FACTS ABOUT ANCIENT GREECE

1. Greece was not a country back in ancient times. People lived in city-states, and each city-state was an independent unit. They each had their own laws, money, and way of life, but they all spoke Greek, believed in the same Greek gods, & shared a common history. Famous city-states were Athens, Olympia & Sparta.
2. Sparta was known for their strong Army. Young men from Sparta were sent to military camp at the age of 7. Then at 14, they learned how to read & write. At the age of 60, men were finally released from their military duties.
3. Ancient Greeks had religious meaning for their food. They never ate meat unless it had been a sacrifice to a god. Greeks also didn't eat tomatoes, potatoes, oranges or lemons, because they weren't known foods back then.
4. Ancient Greeks didn't use napkins, instead they wiped their hands on bread, which was then given to dogs as their meals.
5. Ancient Greek men loved beards! Full beards were a common sign of manhood. Beard trimming became an art and barbers were leading citizens.

### Direct Democracy

Athens was one of the first city-states to practice Democracy.

They drew 500 names from a pool of citizens and those chosen served their government for 1 year.

Citizens = free, land owning men.

They were responsible for making new laws or changing old laws that didn't work.

They voted on each law and the majority ruled

You have to be present to vote.

# In-Class Activities!

...

## Put on your own Greek Theatre!

Have the students read through some of the Greek myths and choose one they would like to do further research on and perform.

They can even write their own scripts from what they learn and discuss after reading through the Greek myths. Don't forget to make a mask. Greeks performed in masks to show their emotions, some masks even had two sides so the actors could turn them around to change the mood for the next scene.

...

## School Olympics!

Re-create the Olympics. The students can complete the long jump, frisbee throw, softball throw, and multiple running races including relay races.

...

# FUN CRAFT IDEA!



Real Greek Pottery




**Materials needed:** Scrap paper and pencil, paper plate, paint, paintbrush, scotch tape, 2 pipe cleaners.

**Instructions:** Step 1- Draw a rough design on scrap paper. (Pottery designs usually have a circle around them. Use anything as your inspiration.

Step 2- Paint your paper plate a base color, then let it dry.

Step 3- Paint your design in the middle of your paper plate.

Step 4- Bend two pipe cleaners into oval shapes and tape or staple them to opposite sides of your plate as handles.

 Greek pottery designs showed their cultural beliefs and practices. It's durability, even when broken has helped us understand Ancient Greek's timeline.

## City-States!

Break the students into groups.

Each group will act as an independent city-state. They should name themselves, design a seal or logo, adopt their own government and laws. Get creative!

...

## Costume Party!

The students will each pick a god or goddess from Greek Mythology and dress up as that character. One by one each student will take the stage while the other students ask 1 question each until they can

## Ancient Greeks Geography

**The Sea:** Ancient Greeks lived around the Mediterranean Sea. They used the Sea as trade routes for lumber, metals, produce and other important resources. This led to Greeks becoming very skilled sailors and traders.

**The Mountains:** Greece's land is very rugged and mountainous. This determined where many people could settle and safely build their homes. The rugged landscape made building roads and traveling to other city-states very difficult. Farming was also difficult due to the often small valleys that could support a small amount of agriculture. Greeks stuck to staple crops; grains, grapes, and olives. All these factors lead to many Greeks seeking new sites to colonize with more adequate land.

**The Climate:** Greece has fairly stable weather (40's in winter, 80's in summer) which made it easy to live a mainly outdoor lifestyle. This also influenced their architecture, such as the Colosseum which had a very detailed walls but no ceiling.

## Numbers

Greek civilization began around  
**4,000** years ago!

Most cities in Ancient Greece had theatre in them, some were even big enough to hold  
**15,000** audience members.

The first Greek Games were held in Olympia in **776 BC**, hence the name Olympics.



## YOU CAN DO THIS TOO!

**Where to start:** All of our actors started out playing and telling stories when they were young -then they decided to study acting in school. Now they are pros! Here are some ways you can start doing theatre right away!

**In School!** Does your school have plays or musical performances? This is a great place to start.

**In Your Community!** Many towns have community theaters or local acting groups. See if you can try out!

**Start Something!** If your school doesn't have a drama club or a theatre club, talk to your favorite teacher about how you might be able to start one.

**At Home!** Get together with friends, cousins, brothers and sisters and make your own play. You can make up plays based on your favorite books and stories. Invite family and friends to see your performance.

**Try new things and do your best at them!** There are lots of jobs in the theatre besides acting. There are people who paint the sets, make costumes, write plays and more. Get the most out of your art, music and English classes. You can use all of these things to be a live theatre pro!

## Before, During and After the Play...



### BEFORE YOU SEE THE PLAY...

Attending the theatre is very different from watching TV or going to the movies. For one thing, the actors are real people who are performing right then and there. They can see and hear everything that happens in the audience. Because of this, YOU are an important part of the play and its important to do your job as an audience member well. Here are some tips before you see the play.

1. Please be quiet and respectful so everyone else around you can hear what's happening and so the actors can do their job.
2. If something is funny, it is okay to laugh!
3. The actors may ask you to participate. Don't be afraid to respond, ask a question or volunteer!
4. Keep your hands to yourself and your eyes up front.
5. If you like the play, be sure to clap at the end.
6. Have fun! Enjoy yourself!



## After seeing the Play...

Write your own review of the play! A review is a way of telling your thoughts about a play, movie or book. Consider the following when you are writing your review.

*What was your favorite part? Who was your favorite character? Can you summarize the play in your own words? If you had written this play, would you have done anything different? Would you recommend this play to a friend? Name one new thing you learned from watching this play!*

## FUN FACTS ABOUT THEATRE!

After a play is over and everyone goes home, there is always a light left on backstage. It's called a ghost light!

The oldest play that is still around was written by an Ancient Greek named Aeschylus. It's almost 2500 years old!

The longest performance on stage ever was over 23 hours long! It happened in New Jersey in 2010.

William Shakespeare is a famous play writer. He wrote 37 plays and is still quoted by many people. There are 157 million google pages that mention him--the most of any famous person ever!

In theatre, it's considered bad luck to tell an actor, "Good luck" before a performance. Instead, you're supposed to say, "Break a leg!"

In Ancient Greece, audiences stamped their feet rather than

clapping their hands to applaud.

# Everything about the Theatre!



A mini-van is our hip and favored mode of transportation for touring the country!

## THEATRE VOCABULARY!

**Actor:** The people on-stage performing the play.



**Backdrop:** The background for the play.

**Props:** Anything that an actor holds while on-stage--a cane, book or rubber chicken.

**Downstage:** The area closest to the audience a long time ago stage were built at angles.

**Upstage:** The area away from the audience, like the back wall of the stage.

**Director:** The person who told the actors where to go while they were on-stage and helped them create the characters they played.

## Facts about us!

1. Did you know we're owned by an Emmy winning actor?
2. Our actors average 1,000 miles a week traveling the country to entertain young audiences.
3. Our programs have been seen in almost every corner of the country and even around the world.
4. We watch over 1200 actors audition before we cast our season.
5. We offer dozens of different shows a season from Black History to anti-bullying and literary classics.
6. We toured Moscow with performances of our Aesop's Fables.
7. We're based in Asheville, NC.



## ABOUT US!

Founded in 2003, Bright Star Theatre tours the nation offering high quality, affordable programs to every imaginable venue. We've had countless engagements at the National Theatre, toured to Moscow and are so grateful to be in your very school today!

**Costumes:** The wigs, clothing and glasses that the actors wore to help flush out their characters.



**Auditions:** How an actor gets a role is by auditioning. They may have to interview, pretend to be a character from the play or read something from it.

**Set Designer:** The person who decided what should be on the background and who painted or created it.

## The Process of a Play:

1. Actors audition
2. Directors cast the show (that means they choose actors)
3. The directors and actors rehearse the play (that means they practice it).
4. A team of people works on building the set, costumes and props.
5. The play opens (that means it is performed for the first time)!

Were there other terms that came from the experience of seeing the live play that you'd like to learn more about? What do you find interesting about live performances? Which do you like more, films or theatrical performances?

## BRIGHT STAR THEATRE

Bright Star Touring Theatre performs across the country from Boston to Burbank and many schools, museums, theaters and community events in between. Each season our shows run the gamut from Black History to anti-bullying, from literary classics to biographical shows. Our shows are available throughout the year for any event in any part of the world.

## GREECE LIGHTNING

Created by Bright Star Touring Theatre-Lead Authorship carried out by David Ostergaard, All Rights Reserved.

Learn more about this show, this company & our whole Season:

[www.brightstartheatre.com](http://www.brightstartheatre.com)

We want every show to be special and remarkable for our audience. Please feel free to connect with us at anytime to tell us about your experience:

[David@brightstartheatre.com](mailto:David@brightstartheatre.com)

