



Upcycled Cinderella

Classroom
Guide

www.brightstartheatre.com

ABOUT THE SHOW

This imaginative production brings to life the classic, fairy tale story of Cinderella in a brand new way that will surprise and delight audiences. The wacky Bright Star duo, Dustmop and Binny, “accidentally” stumble upon an audience. Before you know it, they decide to put on a play with what they have before them. Using household items, recycled objects and physical comedy, our performers create inventive settings and lively scenes with all of your favorite characters, such as the ugly Step-Sisters, the evil Step- Mother, Prince Charming, and the bubbly Fairy God Mother. This 45 minute production of Upcycled Cinderella is bound to activate the imagination! We hope that we encourage young audiences to use teamwork, friendship, creativity and the value of recycling in their every day lives.



CINDERELLA:

A TALE AS OLD AS TIME

The story of Cinderella has been told throughout the world. The oldest documented version come from China and the oldest European version comes from Italy. However the themes in Cinderella first came from the story of Rhodopis, a Greek slave who marries the king of Egypt, around 7 BC! Although the story's title and name changes, the word Cinderella has come to mean “one who a unexpectedly achieves recognition or success after being neglected.” What makes Cinderella such a great story that continues to be told in many different cultures? What are some things that you really liked about Bright Star Theatre's version of Cinderella?



Themes in the show:

1. **Kindness and Goodness:** Cinderella's kind and gentle nature contrasts with the cruelty of her stepfamily, highlighting the power of inner beauty and goodness.
2. **Perseverance and Hope:** Despite her dire circumstances, Cinderella never loses hope for a better future.
3. **Justice and Reward:** The story emphasizes the idea of just rewards and the triumph of good over evil.
4. **Magic and Transformation:** The Fairy Godmother's magic symbolizes the unexpected and wondrous changes that can happen in life.

snapshot about us:

- Our production runs around 45-minutes and includes a post show Q&A
- Bright Star is a professionally touring theatre company out of North Carolina. The performers you are seeing today have most likely traveled the country performing in venues all over the place!

Mission: The mission of Bright Star Theatre is to create meaningful theatrical experiences that educate, entertain, and inspire young audiences. By integrating important themes such as history, science, and cultural diversity into their performances, Bright Star Theatre strives to spark curiosity and foster a love for learning among students.



BRIGHT STAR TOURING THEATRE



UPCYCLED CINDERELLA

ACTIVITY IDEAS

DID YOU KNOW?



*Recycling is the process of turning used waste and materials into new products. This prevents potentially useful materials from being wasted as well as reducing energy use and pollution.

*Materials that can be recycled are paper, plastic, glass, metal, textiles and electronics.

*Historical evidence shows that humans have been recycling various materials for thousands of years.

*In the US alone there are 4 million plastic bottles used every hour and only 25% of them get recycled!!!

*Metal is the easiest "element" to recycle.

*Paper recycling helps reduce air pollution by 74%!

WASTE NO WATER:

Fill a clean open-topped tin can with water for each team; be sure the containers are the exact same size and filled to the brim with water. Set a start and finish line. At the signal, the first runner heads for the finish line, walks over the line and passes the can to the next person in line. At the end of the race, the team with the most water still in the can is the winner.

JUNK JAR SCAVENGER HUNT:

Bring an old jar back to life with this fun game! Spin it, turn it, shake it and see if you can find all of the hidden treasures inside. Ingredients - Clean jar with screw-on lid, uncooked rice, small objects, colorful paper. Tools - Pencil & scissors. Start by adding a bunch of small objects into the bottom of your jar (examples are: beads, paper clips, gum balls, buttons, screw, match, plastic toys, a penny, etc.) Next, set your lip on a piece of paper and trace around it. Cut out the circle. Write a list of the items you put in the jar on the circle paper and glue it onto the lid. Next, pour the rice over the contents to fill up the remaining space in the jar. Shake it around and start searching for your stuff!!



GLASS VASE:

Ingredients - A glass bottle or jar, 24 gauge wire, beads.

Tools - Wire cutters, needle nosed pliers, tape, and ruler.

Start with a clean glass. Cut a piece of wire 40" long. Wrap on end of the wire around the rim of the jar 3 times, then twist the short end around the wire wrap a few times to keep it in place. Tape the wire to the bottle to keep it in place while you are beading. Next, string a few beads onto the wire. Push the beads where you want them to rest. Grip the wire with your pliers just below the beads. Then loop the wire around the tip of the pliers creating a little circle. This keeps the beads from slipping off. Continue beading and looping the wire until you've reached the end. Finally, wrap the beaded wire around your bottle. Secure the end of the wire by wrapping it around another part of the wire a few times. Remove the tape and fill the case with water and a flower. Decorate your class with them or give it to a friend to brighten their day!

Quiz Questions:

Who thought it would be a good idea to put on the story of Cinderella?

What is Cinderella's job?

Why do you think Cinderella is the main character? What are some of her character traits?

Who is trying to keep Cinderella from going to the ball? What did you hear in the story that made you think that?

Who helped make it possible for Cinderella get to the Prince's Fairy tale ball?

What time does Cinderella have to be home before the spell runs out?

How did the Prince identify that Cinderella was in fact the woman he danced with at the ball?

Make your own costumes with recycled materials!

While taking some inspiration from the pictures below, find household materials and make a fabulous costume that you can show off for Halloween, Birthday Parties, or in your very own play!



Discussion Questions:

1) Who were some of the good characters in the fairy tale? Who were some of the bad characters? Why do you think they acted that way?

2) What do you think would have happened if Cinderella had never lost her shoe?

3) Describe Cinderella's family. Does Cinderella get the things she needs from her family? What are the most important things about family and friends?

4) The Step-sisters are very mean and bullied Cinderella. What kinds of things can you do if someone is bullying or being mean to you? (for example: ignore them, tell an adult, walk away...)

5) How was this play different from other versions of the stories you have read or seen? How was it similar?

6) What was your favorite piece that Dustmop and Binny created in the show? What was impressive about it?

Design Your Own Performance!

This activity incorporates creative thinking, writing, and visual art!

Have students imagine that they have been asked to design a production of a fairy tale. Then, get out crayons or colored pencils and plenty of blank paper. Ask each student to choose a fairy tale (examples: "Little Red Riding Hood", Hansel & Gretel", "Rapunzel", "Three Little Pigs", etc.) Have students draw and color a backdrop as well as costume for their characters, and at least one prop that could be used in the show.

Ask students why they made their specific choices. Display the drawings in the classrooms.

THINGS YOU DIDN'T KNOW ABOUT THEATRE!

After a play is over and everyone goes home, there is always a light left on backstage. It's called a ghost light!

The oldest play that is still around was written by an Ancient Greek named Aeschylus. It's almost 2500 years old!

The longest performance on stage was over 23 hours long! It happened in New Jersey in 2010.

William Shakespeare is a famous play writer. He wrote 37 plays and is still quoted by many people. There are 157 million google pages that mention him--the most of any famous person ever!

In theatre, it's considered bad luck to tell an actor, "Good luck" before a performance. Instead, you're supposed to say, "Break a Leg!"

In Ancient Greece, audiences stamped their feet rather than clapping their hands as a sign of applause

Theatre is celebrated all around the world, so people established "World Theatre Day" on March 27th! How will you celebrate World Theatre Day this year?

BEFORE YOU SEE THE PLAY...

Attending the theatre is very different from watching TV or going to the movies. For one thing, the actors are real people who are performing right then and there. They can see and hear everything that happens in the audience. Because of this, you are an important part of the play and its important to do your job as an audience member.

Here are some tips before you see the play:

1. Please be quiet and keep your eyes up front.
2. The actors may ask you to participate. Don't be afraid to respond, ask a question or volunteer!
3. Keep your hands to yourself and be respectful to everyone else around you.
4. If you like the play, be sure to clap at the end.
5. Listen and watch how the actors change from scene to scene. How do they use their body and voice to be different characters?
6. Notice the facts that you can hear to understand the what the world is like in the story.


There are so many things you can recycle, reduce, and reuse that will help our planet thrive! If you have any questions or comments about the things you learned about today, ask a teacher or parent to help you further research this global topic! :)



After seeing the Play...

Write your own review of the play! A review is a way of telling your thoughts about a play, movie or book. Consider the following for your review:

- Who was your favorite character?*
- Can you summarize the play in your own words?*
- If you had written this play, would you have done anything different?*
- Would you recommend this play to a friend?*
- Name one new thing you learned from watching this play!*



A mini-van is our hip and favored mode of transportation for touring the country!

...

THEATRE VOCABULARY!

Actor: The people on-stage performing the play.

Backdrop: The background for the play.

Props: Anything that an actor holds while on-stage--a cane, book, a pen, etc.

Downstage: The area closest to the audience a long time ago stages were built at angles.

Upstage: The area away from the audience, like the back wall of the stage.


Director: The person who tells the actors where to go while they're on-stage and helps them create the characters they play.

Costumes: The wigs, clothing and glasses that the actors wear to help flush out their characters.



Fun Facts about us!

1. Did you know we were founded in 2003 and are owned by an Emmy winning actor?
2. Our actors average 1,000 miles a week traveling the country to entertain young audiences.
3. Our programs have been seen in other countries!
4. We watch over 1200 actors audition before we cast our season.
5. We offer dozens of different shows every season like Black History, Bully Prevention, Literary classics, and lots more!
6. Our shows have been seen all over the world from Moscow to Manhattan, Germany to Seattle!
7. We're based in North Carolina .



Auditions: How an actor gets a role is by auditioning. They may have to interview, pretend to be a character from the play or read something from it.


Set Designer: The person who decides what should be on the background and who paints and creates it.

The Process of a Play:

1. Actors audition
2. Directors cast the show (that means they choose actors)
3. The directors and actors rehearse (practice) the play
4. A team of people works on building the set, costumes and props.
5. The play opens (that means it is performed for the first time)!

Were there other terms that came from the experience of seeing the live play that you'd like to learn more

One more fun fact?
We are so grateful to be visiting your audience today!



BRIGHT STAR THEATRE

Bright Star Touring Theatre performs across the country from Boston to Burbank and many schools, museums, theaters and community events in between. Each season our shows run the gamut from Black History to anti-bullying, from literary classics to biographical shows. Our shows are available throughout the year for any event in any part of the world. Upcycled Cinderella Made it's debut in March 2016

UPCYCLED CINDERELLA

Created by Bright Star Touring Theatre-Lead Authorship carried out by David Ostergaard, All Rights Reserved.

Learn more about this show, this company & our whole Season:

www.brightstartheatre.com

booking@brightstartheatre.com

336 - 558 - 7360